



Shanghai Shanglang Electronic  
Technology Co.,Ltd  
Tel:0086-21-37185008  
Fax:0086-21-57152769



# KBP2005 THRU KBP210

## Features

- # Glass Passivated Die Construction
- # Ideal for Printed Circuit Boards
- # Case Material: Molded Plastic. UL Flammability Classification Rating 94V-0 and MSL rating1
- Lead Free Finish/RoHS Compliant (Note1)("P" Suffix designates Compliant.)

## Maximum Ratings

- # Thermal Resistance: Junction to case: 10°C/W typical
- # Operating Temperature: -55°C to +150°C
- # Storage Temperature: -55°C to +150°C

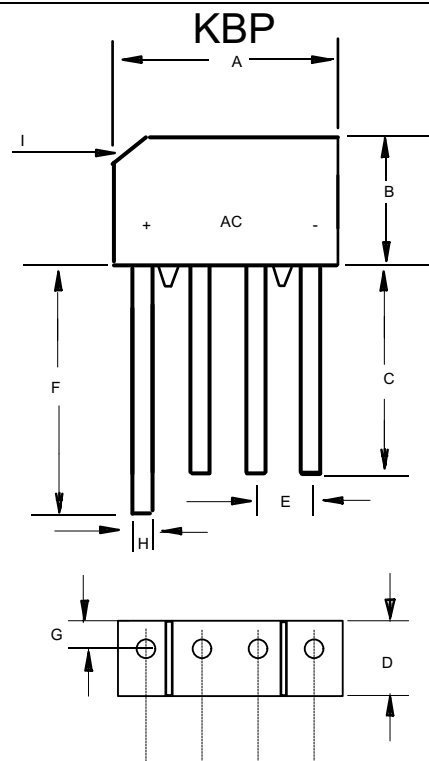
Part Number	Maximum Recurrent Peak Reverse Voltage	Maximum RMS Voltage	Maximum DC Blocking Voltage
KBP2005	50V	35V	50V
KBP201	100V	70V	100V
KBP202	200V	140V	200V
KBP204	400V	280V	400V
KBP206	600V	420V	600V
KBP208	800V	560V	800V
KBP210	1000V	700V	1000V

## Electrical Characteristics @ 25°C Unless Otherwise Specified

Average Forward Current	$I_{F(AV)}$	2.0A	$T_c = 105^\circ\text{C}$
Peak Forward Surge Current	$I_{FSM}$	60A	8.3ms, half sine
Maximum Forward Voltage Drop Per Element	$V_F$	1.1V	$I_F = 2.0\text{A}$ per element
Maximum DC Reverse Current At Rated DC Blocking Voltage	$I_R$	5 $\mu$ A 0.5mA	$T_a = 25^\circ\text{C}$ $T_a = 125^\circ\text{C}$
Typical Junction Capacitance Per Element	$C_J$	25pF	4V Reverse DC 1MHZ

Note: 1. High Temperature Solder Exemption Applied, see EU Directive Annex 7.

## 2.0 Amp Glass Passivated Bridge Rectifier 50 to 1000 Volts

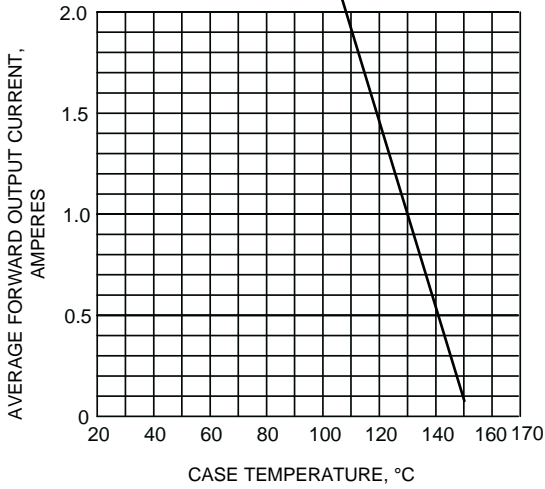


DIM	DIMENSION				NOTE
	INCHES		MM		
	MIN	MAX	MIN	MAX	
A	.560	.600	14.32	15.24	
B	.420	.460	10.70	11.70	
C	.500	---	12.70	15.50	
D	.132	.144	3.35	3.65	
E	.140	.160	3.60	4.10	
F	.600	---	15.24	19.00	
G	.035	.047	0.90	1.20	
H	.028	.034	0.70	0.90	
I	0.12X45		3.0X45		

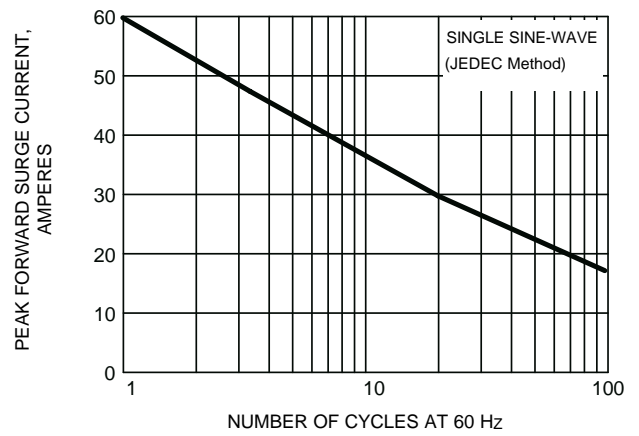
# KBP2005~KBP210



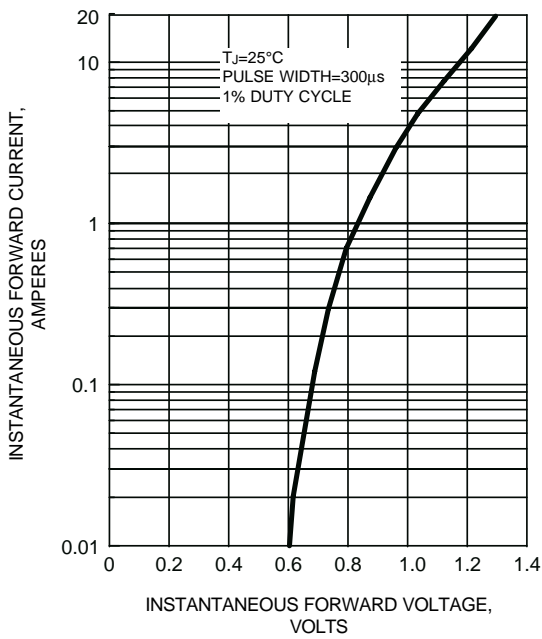
**FIG. 1 - DERATING CURVE OUTPUT RECTIFIED CURRENT**



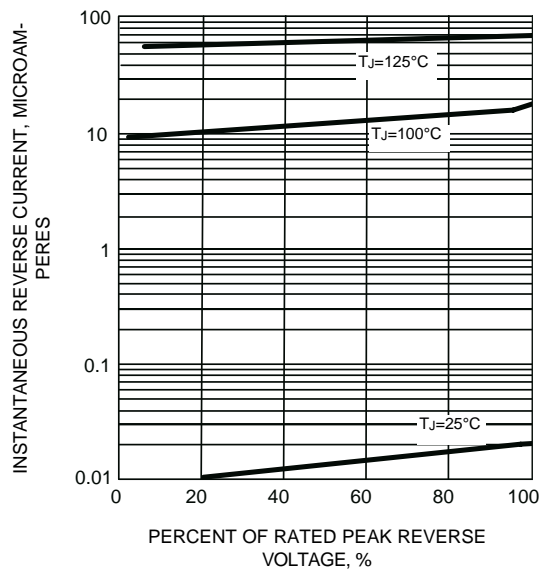
**FIG. 2 - MAXIMUM NON-REPETITIVE PEAK FORWARD SURGE CURRENT PER LEG**



**FIG. 3 - TYPICAL FORWARD CHARACTERISTICS PER LEG**



**FIG. 4 - TYPICAL REVERSE LEAKAGE CHARACTERISTICS PER LEG**



**FIG. 5 - TYPICAL JUNCTION CAPACITANCE PER LEG**

